

Act 2/Scene 1

Setting	A warm summer night in Oscar Madison's apartment on Riverside Drive in NYC but it is <i>2 weeks later.</i>
Lighting Indicators	Same as Act 1
Color Suggestions	Same as Act 1
Pattern Suggestions	Same as Act 1

Act 2/Scene 2

Setting	A warm summer night in Oscar Madison's apartment on Riverside Drive in NYC but it is <i>a few days later.</i>
Lighting Indicators	Same as Act 1, only at 8 p.m.
Color Suggestions	Same as Act 1
Pattern Suggestions	Same as Act 1

Act 3

Setting	A warm summer night in Oscar Madison's apartment on Riverside Drive in NYC but it is <i>the next evening.</i>
Lighting Indicators	Same as Act 1, only at 7:30 p.m.
Color Suggestions	Same as Act 1
Pattern Suggestions	Same as Act 1

Notes



The End

The Apollo



Playbook VOLUME:2

An instructional guide to designing visual effects for classic theater.

"Arsenic and Old Lace"

"Death of a Salesman"

"The Miracle Worker"

"The Odd Couple"



JOHN S. HYATT
and associates inc

420 Alabama NW • Grand Rapids MI 49504
616,451,9245 • 800,466,9245 • 616,451,2813 (fax)
www.jshaa.com • sales@jshaa.com

Prologue

The most popular plays are constantly being performed in high schools, colleges, and community theaters. The following recommendations have been assembled for use by lighting designers of all experience levels as either a stand-alone color and gobo set or a starting point for the lighting of the production. Keep in mind that fixture placement, focus, or intensities are not addressed as they are based on an individual theater's equipment list or rental budget.

The filter colors shown are “safe” colors in that they reflect the proper colors and moods of the scenes based on the indicated primary lighting sources from the script. Lighting design, being an art form in and of itself, is variable to suit the eyes of many people. If it is felt a recommended color is too deep or too light, change it. Also, gobo selections are up to the director or lighting designer's discretion. Apollo Gel and patterns are good values. Both were chosen with reuse in mind for future productions.

If you find a need for a color filter or gobo design outside these recommendations, please send an e-mail to khooper@internetapollo.com. Apollo always strives to improve the tools and products we bring to your performances.














Have fun and break a leg!







Index

PLAY	PAGES
“Arsenic and Old Lace”	3 - 4
“Death of a Salesman”	5 - 6
“The Miracle Worker”	7 - 10
“The Odd Couple”	11 - 12

“The Odd Couple”





Author: Neil Simon

Notes	The play is fairly simple to light. It is a one set show. The entire play takes place inside Oscar Madison's apartment. The exterior will need to be lit (or not lit) as a nighttime scene. The director may make the decision to not reflect the time of night on the exterior of the set. They may use the view through the window to indicate the time of day. If so, the exterior notes could apply to a window backing.	
Act 1		
Setting	A warm summer night in Oscar Madison's apartment on Riverside Drive in NYC.	
Lighting Indicators	View of the New Jersey Palisades through the window (script comment).	
Color Suggestions	<p><i>Blue light of sky on house</i> AP4990  Hero Blue</p> <p><i>Interior of apartment</i> AP8550  Bit of Pink - or AP6600  Harvest Gold - Warm area lighting</p> <p>AP4450  Heavenly Blue or AP3200  Submissive Lavender - Cool area lighting</p> <p><i>Exterior of apartment (through windows and doors if there is not a drop)</i> AP4680  Blue Moon</p>	
Pattern Suggestions	<p>Ferris Wheel 6049</p> 	<p>Side Note: <i>Exterior (through window):</i> To indicate Palisades Park in the distance use #6049 with NYC Skyline patterns:</p>
	<p>Nightlights 5 1218 (or)</p> 	<p>Nightlights 3 1216 (or)</p> 
		<p>City Night Bridge 1212</p> 
		<p>Side Note: There are many city skylines available in the Apollo line. For a complete listing go to http://www.internetapollo.com.</p>
	<p><i>Steel Version</i></p> <p>Moon One Quarter 4080</p> 	<p><i>Glass Version</i></p> <p>Moon Half 4070</p> 
		<p>Moon Natural SR1009</p> 
		<p>Side Note: Consider using moons in different phases to indicate time passing.</p>





Lighting Indicators	Evening of the same day.		
Color Suggestions	<i>Interior of house</i> AP7050  Fatherless Amber or AP6600  Harvest Gold - Warm area lighting <i>Exterior of house (through window and door)</i> AP4800  Ice Blue - Moonlight AP4300  London Blue - No moon		
Pattern Suggestions	Clouds Night Sky 1106 	(or)	Moon One Quarter 4080 

Side Note:
Exterior
(through
window
and door).

Act 3/Scene 1





Setting	Same as Act 1		
Lighting Indicators	Later that same night.		
Color Suggestions	<i>Interior of house</i> AP7050  Fatherless Amber or AP6600  Harvest Gold - Warm area lighting <i>Exterior of house (through window and door)</i> AP4800  Ice Blue - Moonlight AP4300  London Blue - No moon		
Pattern Suggestions	Same as Act 2		

Act 3/Scene 2


Setting	Same as Act 1		
Lighting Indicators	Early the next morning.		
Color Suggestions	<i>Interior of house</i> AP7050  Fatherless Amber or AP6600  Harvest Gold - Warm area lighting (daylight is streaming through the windows) <i>Exterior of house (through window and door)</i> AP4800  Ice Blue - Moonlight AP4300  London Blue - No moon		
Pattern Suggestions	Same as Act 2		

Notes

The End

Color Suggestions	<i>Flashback in Annie's room</i> AP3230  Lavender Retriever - (no color or use Lavender Retriever) <i>Keller strikes a match and lights oil lamp inside garden house.</i> AP7050  Fatherless Amber - Warm area lighting <i>Outside garden house in moonlight</i> AP4650  Crisp Blue - Cool area lighting		
Pattern Suggestions	Foliage Ivy Reversed 1014 	Side Note:	Square off to suggest garden house.





Color Suggestions	<i>Lights dim out into a cool silhouette</i> AP4700  Timid Blue - Dimmed Timid Blue wash with blue cyc <i>James and Annie dialogue - add</i> AP7900  Kiss Me Tint - Warm area lighting <i>Outside garden house in moonlight</i> AP4650  Crisp Blue - Cool area lighting		
--------------------------	---	--	--




Pattern Suggestions	Foliage Ivy Reversed 1014 	Side Note:	House porch in moonlight. Use cool wash and foliage gobos from previous scenes.
----------------------------	--	-------------------	---

Color Suggestions	<i>Shaft of moonlight</i> AP4950  Caribbean Blue or AP4500  Ozone Blue		
--------------------------	--	--	--

Act 3








Setting	Same as Acts 1 and 2		
Lighting Indicators	Same as Acts 1 and 2		
Color Suggestions	Silhouette in garden house - same as earlier scene		













Lighting Indicators	<i>Keller home in daytime</i> <i>House interior (daytime)</i> AP7900  Kiss Me Tint - Warm area lighting AP4700  Timid Blue - Cool area lighting <i>House exterior</i> AP7900  Kiss Me Tint - Warm area lighting AP4700  Timid Blue - Cool area lighting		
----------------------------	---	--	--

Color Suggestions	<i>Train Station (stage left)</i> <i>House interior</i> AP8500 Tease Pink - Warm area lighting (From script "lights dim and unreal") AP5960 Margarita Green - Cool area lighting
	<i>Keller home in daytime</i> <i>House interior</i> AP7900 Kiss Me Tint - Warm area lighting AP4700 Timid Blue - Cool area lighting
	<i>House exterior</i> AP7900 Kiss Me Tint - Warm area lighting AP4700 Timid Blue - Cool area lighting
	<i>At water pump</i> AP7900 Kiss Me Tint - Warm area lighting
Act 2	
Setting	Same as Act 1
Lighting Indicators	Same as Act 1
Color Suggestions	<i>Annie's room then expand</i> <i>Interior light</i> AP7050 Fatherless Amber - Warm area lighting AP3200 Submissive Lavender - Cool area lighting
	<i>Exterior light</i> AP4650 Crisp Blue
Pattern Suggestions	<div style="display: flex; justify-content: space-around; align-items: flex-start;"> <div style="text-align: center;"> <p><i>Outside tree breakups</i></p> <p>Foliage Natural 1045</p>  <p>Side Note: Use with AP4950 Caribbean Blue</p> </div> <div style="text-align: center;"> <p><i>Steel Version</i></p> <p>Star Breakup 1057</p>  </div> <div style="text-align: center;"> <p><i>Glass Version</i></p> <p>Moon Natural SR1009</p>  </div> </div>
Color Suggestions	<i>At water pump</i> AP7350 Fools Gold Amber - Warm area lighting (shaft of sunlight on water pump)
	<i>Daylight comes up over another corner of the sky.</i> AP7700 Peach Amber - to nighttime cyc
Color Suggestions	<i>On belfry chimes</i> <i>House interior</i> AP7900 Kiss Me Tint - Warm area lighting AP4700 Timid Blue - Cool area lighting
	<i>House exterior</i> AP7900 Kiss Me Tint - Warm area lighting AP4700 Timid Blue - Cool area lighting

"Death of a Salesman"















Author: Arthur Miller

Notes	The play is fairly simple to light. The designer has the option to use simple gobo washes for trees and city effects. With more equipment and budget, the designer can layer effects to increase the depth of the spaces. All suggested colors have been lightened up to get the most illumination from the fixtures. The designer can add fixtures as well as colors to build textures and richness.
Act 1	
Setting	House and yard surrounded by large New York City skyline.
Lighting Indicators	Rooms of house have individual lighting.
Color Suggestions	<p><i>Exterior of house</i> AP4600 Electric Blue - Blue light of sky on house AP7600 Apollo Orange - Angry glow of orange</p> <p><i>Interior of house</i> AP7050 Fatherless Amber or AP6600 Harvest Gold - Warm area lighting</p> <p>AP4450 Heavenly Blue or AP3200 Submissive Lavender - Cool area lighting</p> <p>AP5800 Envy Green and AP5900 Cactus Juice Green - Leaf gobo</p> <p>AP6600 Harvest Gold - Biff's golden pool of light</p> <p><i>Gas heater glow</i> AP4500 Ozone Blue - Blue flame AP8100 Mango Craze - Red coils</p>
Pattern Suggestions	<div style="display: flex; justify-content: space-between;"> <div style="text-align: center;"> <p><i>City Skyline Abstract Version</i></p> <div style="display: flex; justify-content: space-around;"> <div style="text-align: center;"> <p>Steel Beams 2068</p>  </div> <div style="text-align: center;"> <p>Building Site 2203</p>  </div> </div> <p>(or)</p> </div> <div style="text-align: center;"> <p><i>Leaf Gobo</i></p> <p>Foliage Natural 1045</p>  </div> </div>
	<div style="display: flex; justify-content: space-between;"> <div style="text-align: center;"> <p><i>City Skyline Literal Version</i></p> <div style="display: flex; justify-content: space-around;"> <div style="text-align: center;"> <p>City Building Lights 6040</p>  </div> <div style="text-align: center;"> <p>Building With Fire Escape 6021</p>  </div> </div> </div> <div style="text-align: center;"> <p><i>Steel Version</i></p> <p>Moon One Quarter 4080</p>  </div> <div style="text-align: center;"> <p><i>Glass Version</i></p> <p>Moon Natural SR1009</p>  </div> </div>
Act 2	
Setting	Same as Act 1

Lighting Indicators	Cheerful day in house.
Color Suggestions	<p>AP8550  Bit of Pink - Warm area lighting</p> <p>AP4450  Heavenly Blue or</p> <p>AP3200  Submissive Lavender - Cool area lighting</p> <p>AP6600  Harvest Gold - Howard Wagner's office D.S.L.</p> <p>AP3300  Whispering Lavender - Howard's chair ("bright and strange")</p> <p>AP7900  Kiss Me Tint - Charley's office and reception area D.S.R.</p> <p><i>Stage Right Red Glow behind restaurant</i></p> <p>AP8300  Diva Red</p> <p><i>Restaurant area lighting and "Air of night and a dream"</i></p> <p>AP3200  Submissive Lavender - Warm area lighting</p> <p>AP4200  Bright Blue - Cool area lighting</p> <p>AP2220  Apollo Straw ½ CTS - Hotel room D.S.L.</p> <p>AP4200  Bright Blue - Blue forestage ("Blue of the Night")</p> <p>AP3250  Dominant Lavender - Funeral and Requiem</p>
Pattern Suggestions	Reuse same patterned fixtures from Act One where noted in script.
Notes	

The End

"The Miracle Worker"
Author: William Gibson

Notes	The set (if one is utilized) is fairly simple. The spaces are designated by lighting and props. Please remember that there is hand signing during the play so light levels should be bright enough to see that action. Lighting cues can be simple or complex depending of the various equipment and time availabilities. Each act has several "scenes" in them lighting wise. These are not set changes but are done with separate light areas fading in and out. There are several subtle color or light shifts called for in the script. These will be addressed as color shifts in these recommendations. Care must be taken NOT to "over light" this show. The cues must make sense and fit with the action. We have added a few descriptions to the main scenes in each act to help locate where the color recommendations are placed.
Act 1	
Setting	The Keller home in the 1880's.
Lighting Indicators	Nighttime
Color Suggestions	<p><i>Helen's Illness</i></p> <p><i>Interior light</i></p> <p>AP7050  Fatherless Amber - Warm area lighting</p> <p>AP3200  Submissive Lavender - Cool area lighting</p> <p><i>Exterior light</i></p> <p>AP4650  Crisp Blue</p>
Pattern Suggestions	<p><i>Outside tree breakups</i></p> <div style="display: flex; justify-content: space-around;"> <div style="text-align: center;"> <p>Foliage Natural 1045</p>  </div> <div style="text-align: center;"> <p>One Quarter Moon 4080</p>  </div> </div> <p>Side Note: Use with AP4950  Caribbean Blue</p>
Color Suggestions	<p><i>5 years later at water pump - daytime</i></p> <p><i>House interior</i></p> <p>AP7900  Kiss Me Tint - Warm area lighting</p> <p>AP4700  Timid Blue - Cool area lighting</p> <p><i>Dr. Anagnos room (DSL)</i></p> <p>AP8550  Bit of Pink - Warm area lighting</p> <p>AP4800  Ice Blue - Cool area lighting</p> <p>Side Note: Light should shift to clear (no color during flashback in scene).</p> <p><i>Keller home in daytime</i></p> <p><i>House interior</i></p> <p>AP7900  Kiss Me Tint - Warm area lighting</p> <p>AP4700  Timid Blue - Cool area lighting</p> <p><i>House exterior</i></p> <p>AP7900  Kiss Me Tint - Warm area lighting</p> <p>AP4700  Timid Blue - Cool area lighting</p>